

292 Series - Low Coil Power - Square Base SPDT - 3PDT, 5 Amp



The 292 series is a square base, bladed version of DC sensitive relay. Single pole versions operate on as little as 125mW and are capable of switching 5 amps. Power requirements increase by 125mW per pole up to 3 poles. Operating current can be as low as 11.1mA. The 292 series can withstand wide voltage ranges of up to almost 4X minimum voltage without overheating. The package on this series is typically socket mounted. It can also be panel mounted allowing direct connections to terminals with quick-connects or soldering.

GENERAL SPECIFICATIONS (@ 25° C)


Contacts:

Contact Configuration	Up to 3PDT
Contact Material	Silver
Contact Rating	5 Amp
120 / 240VAC Resistive	5 Amp
28VDC Resistive	5 Amp
Contact Resistance, Initial	100 milliohms max @ 6VDC

Coil:

Coils Available	AC and DC
Minimum Coil Power	
Single Pole	125mW
Double Pole	250mW
3 Pole	375mW
4 Pole	-
Duty	Continuous

CALL FOR
INFORMATION



Socket Mount

Timing:

Operate Time (max)	20mS
Release Time (max)	15mS

Dielectric Strength:

Across Open Contacts	500Vrms
Between Mutually Insulated Points	1500Vrms
Insulation Resistance	1,000 Mohms min @ 500VDC

Temperature:

Operating	-20 to 70°C (-4 to 158°F)
Storage	-40 to 105°C (-40 to 221°F)

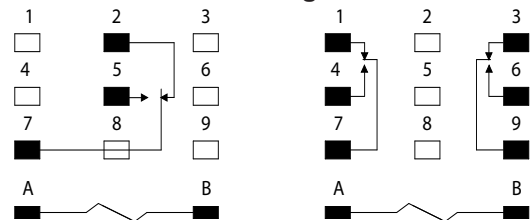
Life Expectancy:

Electrical (full load operations)	100,000
Mechanical (no load operations)	10,000,000

Miscellaneous:

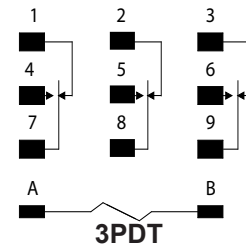
Mounting Position	Any
Mating Socket	SK-SQB11-DS
Enclosure	Clear Polycarbonate
Weight	3.2oz (90 grams)

292 Wire Diagram



SPDT

DPDT



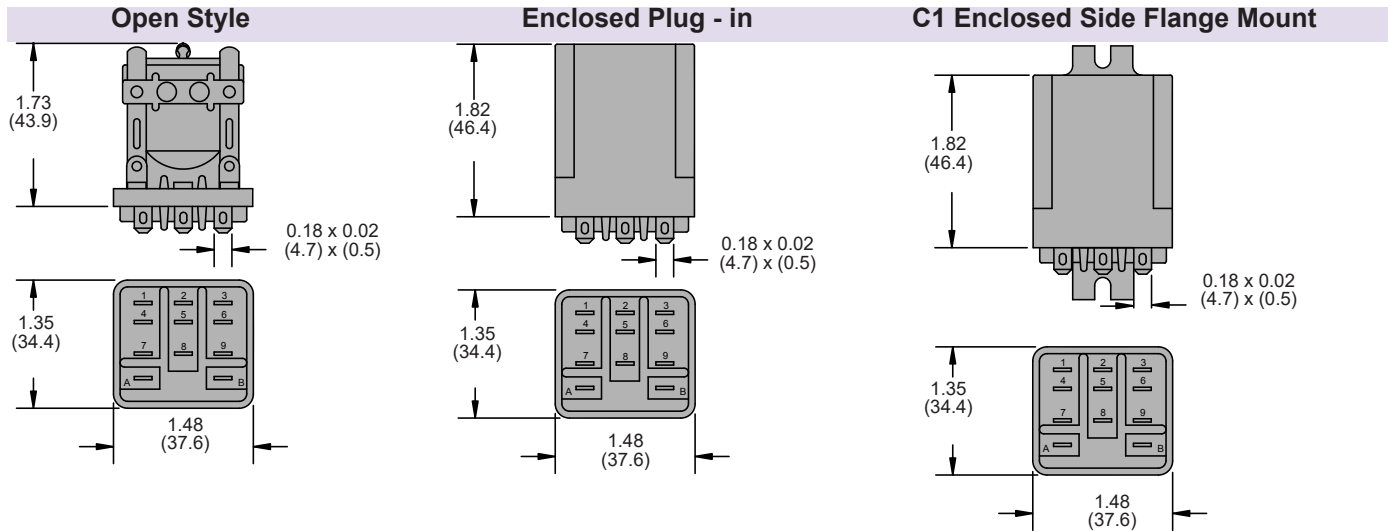
3PDT

Sensitive - Low Input Power Relays

2 - 5 Amp

Outline Dimensions

Dimensions Shown in inches & (millimeters)



Ordering Code 292 XBXC

Series
292

Contact Arrangement

XAX (SPDT) - (1 form C)
 XBXC (DPDT) - (2 form C)
 XCXC (3PDT) - (3 form C)

Construction

Open Style - consult factory
 Enclosed plug-in - CODE C
 Enclosed side flange mount - CODE C1
 Enclosed with 6-32 side tapped hole - CODE C2
 Enclosed with 6-32 side stud - CODE CS2

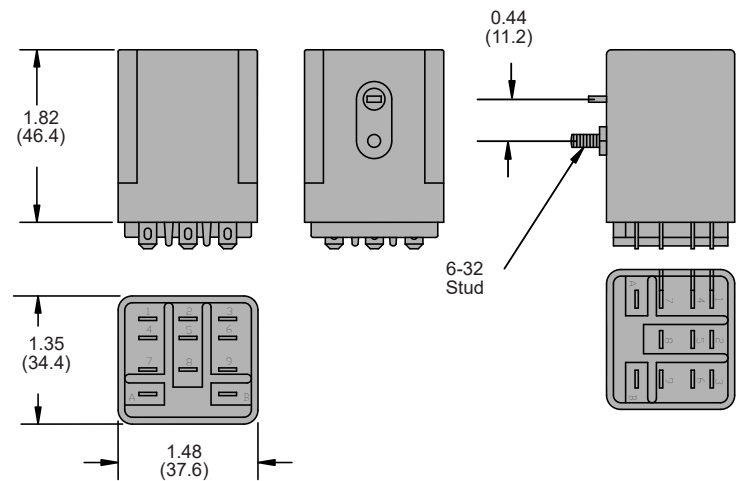
Options

Manual actuator - CODE M
 Printed circuit terminals - CODE T

Coil Current

XAX: 11.7, 7.0, 5.0, 3.5 (Add mA DC)
 XBXC: 15.8, 10.0, 7.0, 5.0 (Add mA DC)
 XCXC: 19.3, 12.0, 8.5, 6.0 (Add mA DC)

CS2 Enclosed Side Stud Mount



Section 6

292 Coils

Resistance	SPDT 292XAX (125mW)		DPDT 292XBXC (250mW)		3PDT 292XCXC (375mW)	
	Minimum Ohms ±10%	Voltage range milliamps	Minimum Ohms ±10%	Voltage range milliamps	Minimum Ohms ±10%	Voltage range milliamps
1000.0	11.1	11.0-44.0	15.8	15.8-44.0	19.3	19.3-44.0
2500.0	7.0	17.5-68.0	10.0	25.0-68.0	12.0	30.0-68.0
5000.0	5.0	25.0-97.0	7.0	35.0-97.0	8.5	42.5-97.0
10000.0	3.5	35.0-139.0	5.0	50.0-139.0	6.0	60.0-139.0

Change in coil resistance due to temperature will effect pull-in voltage, but will not change pull-in current